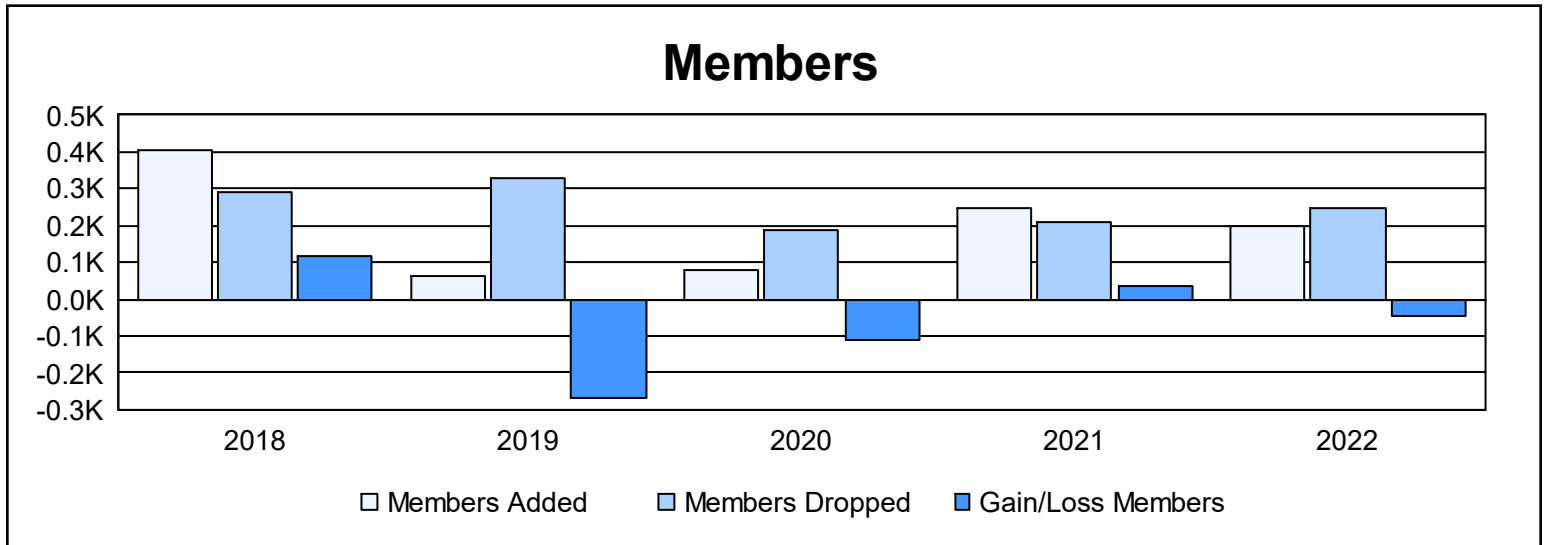
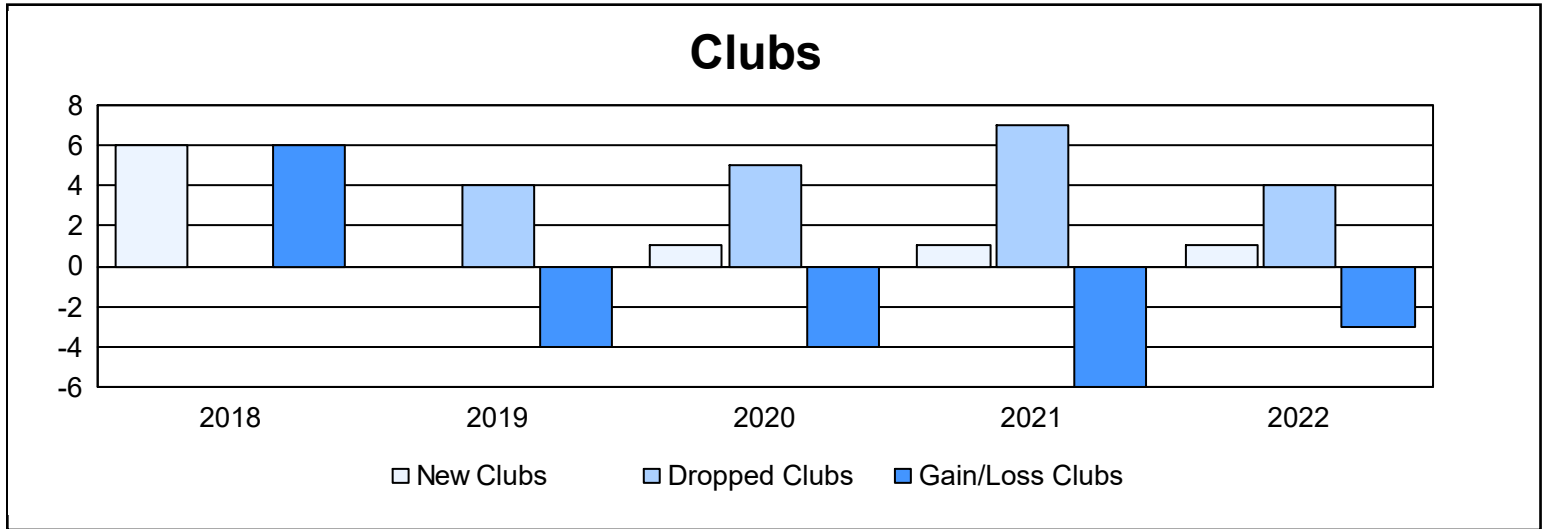
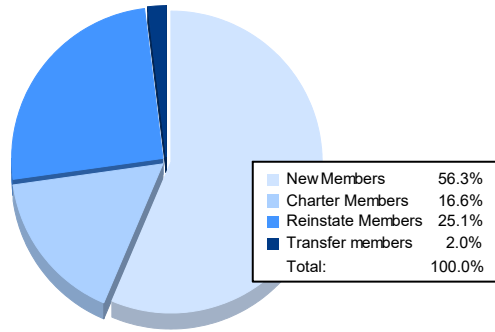


Year	New Clubs	Dropped Clubs	Gain/ Loss Clubs	New Members	Charter Members	Reinstate Members	Transfer Members	Total Member Added	Total Members Dropped	Gain/ Loss Members
2017-2018	6	0	6	241	140	22	4	407	291	116
2018-2019	0	4	-4	49	2	2	9	62	330	-268
2019-2020	1	5	-4	39	22	14	2	77	189	-112
2020-2021	1	7	-6	193	45	6	3	247	211	36
2021-2022	1	4	-3	112	33	50	4	199	247	-48
<b>Average</b>	<b>2</b>	<b>4</b>	<b>-2</b>	<b>127</b>	<b>48</b>	<b>19</b>	<b>4</b>	<b>198</b>	<b>254</b>	<b>-55</b>



### Membership Composition June 2022 Cumulative



### Gender Composition June 2022 Cumulative

